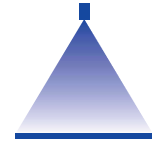


Anti-drift flat spray nozzles AD 90



Crop production

Dimensions in mm.

- Low-drift flat spray nozzle

Advantages

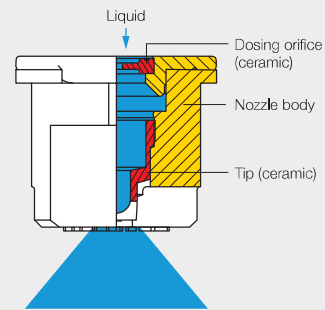
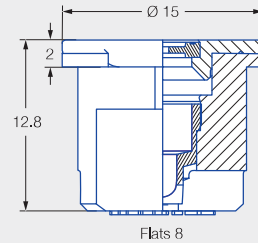
- 99/95/90/75/50 % drift reduction for: AD 90-01 C to -04 C
- Fine droplets at higher pressure
- Pre-atomizer can be removed without tools
- Pre-atomizer has flush contact with twist lock
- Ideal for cramped installation conditions (4 mm shorter than TR hollow cone nozzle) thanks to compact design
- Ideal for sensor control thanks to very fast jet build-up and reduction
- Suitable for PWM



Series AD 90



Pre-atomizer can be removed without tools



JKI approval as loss-reducing:
99/95/90/75/50 %

G 1666, G 1667, G 1668, G 2041, G 2042



Current list at:
www.lechler.com/de-en/service/loss-reducing

Application:



Plant protection products and growth regulators



Plant protection in viticulture, orchard and specialty crops



Sensor control



Vertical boom

Technical data:



Nozzle sizes
0067-04



Spray angle
90°



Material
Ceramic



Pressure ranges
2-8-15-20 bar



Recommended strainers
50/60 M 0067-04



Droplet sizes
Coarse - fine



Width across flats
8 mm

Good to know

You can find detailed information in our brochure "Viticulture, orchard and specialty crops" and at www.lechler-agri.com



			[l/min]																	
			2.0	3.0	4.0	5.0	6.0	7.0	8.0	9.0	10.0	11.0	12.0	13.0	14.0	15.0	16.0	17.0	19.0	20.0
AD 90-0067	50/60 M		0.22	0.27	0.31	0.35	0.38	0.41	0.44	0.47	0.49	0.52	0.54	0.56	0.58	0.60	0.62	0.64	0.68	0.70
AD 90-01	50/60 M		0.32	0.39	0.45	0.51	0.55	0.60	0.64	0.68	0.72	0.75	0.78	0.82	0.85	0.88	0.91	0.93	0.99	1.01
AD 90-015	50/60 M		0.48	0.59	0.68	0.76	0.83	0.90	0.96	1.02	1.07	1.13	1.18	1.22	1.27	1.31	1.36	1.40	1.48	1.52
AD 90-02	50/60 M		0.65	0.80	0.92	1.03	1.13	1.22	1.30	1.38	1.45	1.53	1.60	1.67	1.73	1.79	1.85	1.90	2.01	2.07
AD 90-03	50/60 M		0.97	1.19	1.37	1.53	1.68	1.81	1.94	2.06	2.17	2.28	2.38	2.48	2.57	2.66	2.75	2.83	2.99	3.07
AD 90-04	50/60 M		1.29	1.58	1.82	2.04	2.23	2.41	2.58	2.74	2.88	3.03	3.16	3.29	3.41	3.53	3.65	3.76	3.98	4.08

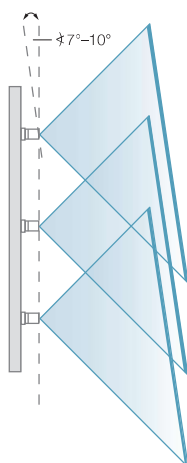
- The stated l/ha values apply to water
- Check the nozzles by gauging the flow rates prior to every spraying season
- Pressure measured at the nozzle

Assembly

Alignment of the flat jet spray jet of the AD nozzles parallel to the air flow of the sprayer, use open-end wrench AF 8.

Nozzle assembly:

- With cup strainer, gasket 3.0 mm (Order no. **065.240.73.01.00**)
- Without cup strainer, gasket 5.0 mm (Order no. **095.015.6C.07.10**)



Nozzle calculator app

The apps for Lechler agricultural nozzles make selection and use of the optimum nozzle even easier. Find out more here: www.lechler.com/de-en/service/apps



Ordering Series + Nozzle size + Material = Order no.
example: AD 90 + 02 + C (Ceramic) = AD 90-02 C