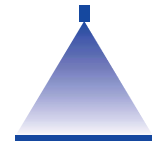


# Flood nozzles FT 140/FT 90



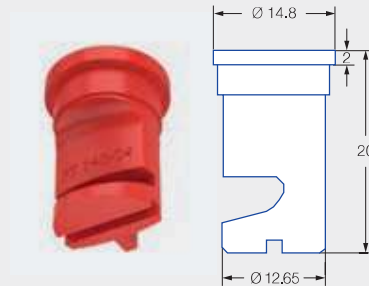
Crop production / Ground care

Dimensions in mm.

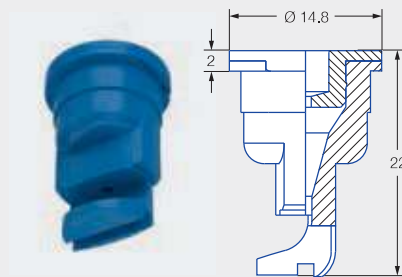
- Blockage-resistant flat spray nozzle
- Compact design

### Advantages

- Large, round flow cross-sections
- Rinsing free of impact surface in the event of soiling
- Jet build-up already from 1 bar
- Clogging-resistant nozzle for gentle application of nematodes and compost tea
- FT 90 with particularly low drift thanks to pre-atomizer
- 90% drift reduction for FT 90-03 in Dropleg<sup>UL</sup> and for band spraying
- Suitable for PWM



FT 140

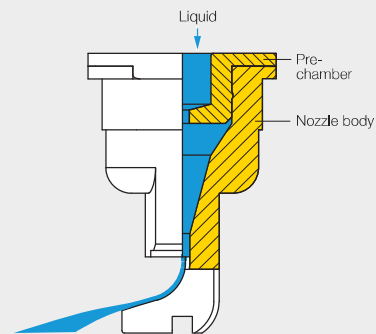


FT 90

### Series FT



Pre-atomizer can be removed without tools



**JKI approval as loss-reducing:**  
90/75/50 %

G 2086



Current list at:  
[www.lechler.com/de-en/service/loss-reducing](http://www.lechler.com/de-en/service/loss-reducing)

### Application:

Plant protection products and growth regulators

Backpack sprayer

Dropleg<sup>UL</sup>

Greenhouse

Band spraying  
FT 90

### Technical data:

**Nozzle sizes**  
01–20

**Spray angles**  
90°, 140°

**Materials**  
POM, stainless steel, brass




**Pressure ranges**  
• FT 90: 1–3–6 bar  
• FT 140: 1–2–3 bar

**Recommended strainers**  
• 80 M 01  
• 50/60 M 015–04  
• 25/30 M 05–20

**Droplet sizes**  
• FT 90:  
Extremely coarse – fine  
• FT 140:  
Very coarse – fine

**Union nut**  
Ø 12,65 mm

**Spray heights**  
• FT 90°:  
60–75–90 cm  
• FT 140°:  
40 cm

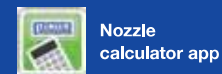
	ISO 25358 	[l/min]	[l/ha] 							l/ha 						
			FT 90	FT 140	6,0 km/h	8,0 km/h	10,0 km/h	12,0 km/h	14,0 km/h	16,0 km/h	6,0 km/h	8,0 km/h	10,0 km/h	12,0 km/h	14,0 km/h	16,0 km/h
FT 90-01 140-01 (80 M)	EC		1,0	0,23	46	35	28	23	20	17	31	23	18	15	13	12
	C	VC	2,0	0,32	64	48	38	32	27	24	43	32	26	21	18	16
	M	C	3,0	0,39	78	59	47	39	33	29	52	39	31	26	22	20
	M		4,0	0,45	90	68	54	45	39	34	60	45	36	30	26	23
	F		6,0	0,55	110	83	66	55	47	41	73	55	44	37	31	28
FT 90-015 140-015 (50/60 M)	EC	VC	1,0	0,34	68	51	41	34	29	26	45	34	27	23	19	17
	M	M	2,0	0,48	96	72	58	48	41	36	64	48	38	32	27	24
	M	F	3,0	0,59	118	89	71	59	51	44	79	59	47	39	34	30
	M		4,0	0,68	136	102	82	68	58	51	91	68	54	45	39	34
	F		6,0	0,83	166	125	100	83	71	62	111	83	66	55	47	42
FT 90-02 140-02 (50/60 M)	VC	VC	1,0	0,46	92	69	55	46	39	35	61	46	37	31	26	23
	M	F	2,0	0,65	130	98	78	65	56	49	87	65	52	43	37	33
	M	F	3,0	0,80	160	120	96	80	69	60	107	80	64	53	46	40
	M		4,0	0,92	184	138	110	92	79	69	123	92	74	61	53	46
	F		6,0	1,13	226	170	136	113	97	85	151	113	90	75	65	57
FT 90-03 140-03 (50/60 M)	VC	C	1,0	0,69	138	104	83	69	59	52	92	69	55	46	39	35
	M	F	2,0	0,97	194	146	116	97	83	73	129	97	78	65	55	49
	M	F	3,0	1,19	238	179	143	119	102	89	159	119	95	79	68	60
	M		4,0	1,37	274	206	164	137	117	103	183	137	110	91	78	69
	M		6,0	1,68	336	252	202	168	144	126	224	168	134	112	96	84
FT 90-04 140-04 (50/60 M)	VC	M	1,0	0,91	182	137	109	91	78	68	121	91	73	61	52	46
	C	F	2,0	1,29	258	194	155	129	111	97	172	129	103	86	74	65
	M	M	3,0	1,58	316	237	190	158	135	119	211	158	126	105	90	79
	M		4,0	1,82	364	273	218	182	156	137	243	182	146	121	104	91
	M		6,0	2,23	446	335	268	223	191	167	297	223	178	149	127	112
FT 90-05 140-05 (25/30 M)	VC	M	1,0	1,14	228	171	137	114	98	86	152	114	91	76	65	57
	C	F	2,0	1,61	322	242	193	161	138	121	215	161	129	107	92	81
	C	M	3,0	1,97	394	296	236	197	169	148	263	197	158	131	113	99
	M		4,0	2,27	454	341	272	227	195	170	303	227	182	151	130	114
	M		6,0	2,79	558	419	335	279	239	209	372	279	223	186	159	140
FT 140-06 (25/30 M)		M	1,0	1,36	272	204	163	136	117	102	181	136	109	91	78	68
		M	2,0	1,93	386	290	232	193	165	145	257	193	154	129	110	97
		M	3,0	2,36	472	354	283	236	202	177	315	236	189	157	135	118
FT 140-08 (25/30 M)		M	1,0	1,82	364	273	218	182	156	137	243	182	146	121	104	91
		M	2,0	2,58	516	387	310	258	221	194	344	258	206	172	147	129
		M	3,0	3,16	632	474	379	316	271	237	421	316	253	211	181	158
FT 140-10 (25/30 M)		M	1,0	2,27	454	341	272	227	195	170	303	227	182	151	130	114
		M	2,0	3,22	644	483	386	322	276	242	429	322	258	215	184	161
		M	3,0	3,94	788	591	473	394	338	296	525	394	315	263	225	197
FT 140-15 (25/30 M)		C	1,0	3,41	682	512	409	341	292	256	455	341	273	227	195	171
		C	2,0	4,83	966	725	580	483	414	362	644	483	386	322	276	242
		C	3,0	5,91	1,182	887	709	591	507	443	788	591	473	394	338	296
FT 140-20 (25/30 M)		C	1,0	4,55	910	683	546	455	390	341	607	455	364	303	260	228
		C	2,0	6,43	1,286	965	772	643	551	482	857	643	514	429	367	322
		C	3,0	7,88	1,576	1,182	946	788	675	591	1,051	788	630	525	450	394

### ISO 25358 classification according to droplet sizes:

- VF Very fine
- F Fine
- M Medium
- C Coarse
- VC Very coarse
- EC Extremely coarse
- UC Ultra coarse

Subject to modifications.

- Operating pressure at the nozzle (measured with diaphragm valve)
- The stated liter-per-hectare rates apply to water
- Verify the table values by gauging the flow rates prior to every spraying season
- Pay attention to uniform nozzle adjustment



Nozzle calculator app

The apps for Lechler agricultural nozzles make selection and use of the optimum nozzle even easier. Find out more here: [www.lechler.com/de-en/service/apps](http://www.lechler.com/de-en/service/apps)



Ordering example:	Series	+ Spray angle	+ Nozzle size	+ Material	= Order no.
	FT	+ 90°	+ 01	+ (POM)	= FT 90-01
	FT	+ 140°	+ 01	+ (POM)	= FT 140-01
	FT	+ 140°	+ 01	+ M (brass)	= FT 140-01 M
	FT	+ 140°	+ 01	+ S (stainless steel)	= FT 140-01 S