




Symmetrical TWIN flat spray air-injector compact nozzles IDKT

Very low-drift, air-injector twin flat spray nozzle for optimized deposition and reduced spray shadow.

Advantages

- Up to 90% drift reduction depending on nozzle size, pressure and country
- Compact design
- Optimum deposition on foliage and vertical target surfaces thanks to symmetrical twin flat spray jet 30°/30°
- Reduced spray shadow
- Drift reducing up to 3 bar (depending on nozzle size)
- JKI approval for mixed equipment with IDK/IDKN nozzles with the same nozzle sized in the boom center section



Crop production

Ground care



Nozzle size
015 – 06



Spray angle
120°



Material
POM, ceramic



Pressure range
- IDKT 015 to 025:
1.5 – 3 – 6 bar
- IDKT 03 to 06:
1 – 1.5 – 3 – 6 bar



Recommended filters
80M 015 – 02
60M 025 – 06



Droplet size
Extreme coarse – medium



Width across flats
8 mm

Application areas



Plant protection products and growth regulators



Spray frame



Border application can be combined with border nozzle IDKS 80 (see page 78)



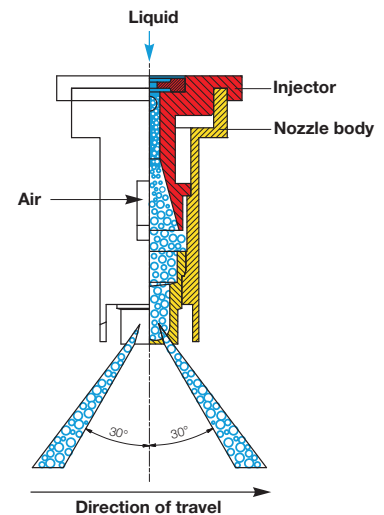
Golf course






Greenhouse



Toolless removable injector



Spray table for symmetrical TWIN flat spray air-injector compact nozzles IDKT


 ()	BCPC		l/min	l/ha 								
				5.0 km/h	6.0 km/h	7.0 km/h	8.0 km/h	10.0 km/h	12.0 km/h	14.0 km/h	16.0 km/h	18.0 km/h
IDKT 120-015 (80 M)	EC	1.5	0.42	101	84	72	63	50	42	36	32	28
	EC	2.0	0.48	115	96	82	72	58	48	41	36	32
	EC	2.5	0.54	130	108	93	81	65	54	46	41	36
	VC	3.0	0.59	142	118	101	89	71	59	51	44	39
	VC	3.5	0.64	154	128	110	96	77	64	55	48	43
	C	4.0	0.68	163	136	117	102	82	68	58	51	45
	C	5.0	0.76	182	152	130	114	91	76	65	57	51
M	6.0	0.83	199	166	142	125	100	83	71	62	55	
IDKT 120-02 (80 M)	EC	1.5	0.56	134	112	96	84	67	56	48	42	37
	VC	2.0	0.65	156	130	111	98	78	65	56	49	43
	VC	2.5	0.73	175	146	125	110	88	73	63	55	49
	C	3.0	0.80	192	160	137	120	96	80	69	60	53
	C	3.5	0.86	206	172	147	129	103	86	74	65	57
	C	4.0	0.92	221	184	158	138	110	92	79	69	61
	M	5.0	1.03	247	206	177	155	124	103	88	77	69
M	6.0	1.13	271	226	194	170	136	113	97	85	75	
IDKT 120-025 (60 M)	VC	1.5	0.70	168	140	120	105	84	70	60	53	47
	VC	2.0	0.81	194	162	139	122	97	81	69	61	54
	VC	2.5	0.91	218	182	156	137	109	91	78	68	61
	C	3.0	0.99	238	198	170	149	119	99	85	74	66
	C	3.5	1.07	257	214	183	161	128	107	92	80	71
	M	4.0	1.15	276	230	197	173	138	115	99	86	77
	M	5.0	1.28	307	256	219	192	154	128	110	96	85
M	6.0	1.40	336	280	240	210	168	140	120	105	93	
IDKT 120-03 (60 M)	EC	1.0	0.69	166	138	118	104	83	69	59	51	54
	VC	1.5	0.84	202	168	144	126	101	84	72	63	56
	VC	2.0	0.97	233	194	166	146	116	97	83	73	65
	VC	2.5	1.08	259	216	185	162	130	108	93	81	72
	C	3.0	1.19	286	238	204	179	143	119	102	89	79
	C	3.5	1.28	307	256	219	192	154	128	110	96	85
	M	4.0	1.37	329	274	235	206	164	137	117	103	91
M	5.0	1.53	367	306	262	230	184	153	131	115	102	
M	6.0	1.68	403	336	288	252	202	168	144	126	112	
IDKT 120-04 (60 M)	EC	1.0	0.91	218	182	156	137	109	91	78	68	61
	VC	1.5	1.12	269	224	192	168	134	112	96	84	75
	C	2.0	1.29	310	258	221	194	155	129	111	97	86
	C	2.5	1.44	346	288	247	216	173	144	123	108	96
	C	3.0	1.58	379	316	271	237	190	158	135	119	105
	C	3.5	1.71	410	342	293	257	205	171	147	128	114
	M	4.0	1.82	437	364	312	273	218	182	156	137	121
M	5.0	2.04	490	408	350	306	245	204	175	153	136	
M	6.0	2.23	535	446	382	335	268	223	191	167	149	
IDKT 120-05 (60 M)	EC	1.0	1.14	274	228	195	171	137	114	98	86	76
	VC	1.5	1.39	334	278	238	209	167	139	119	104	93
	C	2.0	1.61	386	322	276	242	193	161	138	121	107
	C	2.5	1.80	432	360	309	270	216	180	154	135	120
	C	3.0	1.97	473	394	338	296	236	197	169	148	131
	C	3.5	2.13	511	426	365	320	256	213	183	160	142
	M	4.0	2.28	547	456	391	342	274	228	195	171	152
M	5.0	2.55	612	510	437	383	306	255	219	191	170	
M	6.0	2.79	670	558	478	419	335	279	239	209	186	
IDKT 120-06 (60 M)	EC	1.0	1.36	326	272	233	204	163	136	117	102	91
	VC	1.5	1.67	401	334	286	251	200	167	143	125	111
	VC	2.0	1.93	463	386	331	290	232	193	165	145	129
	VC	2.5	2.15	516	430	369	323	258	215	184	161	143
	C	3.0	2.36	566	472	405	354	283	236	202	177	157
	C	3.5	2.55	612	510	437	383	306	255	219	191	170
	C	4.0	2.73	655	546	468	410	328	273	234	205	182
M	5.0	3.05	732	610	523	458	366	305	261	229	203	
M	6.0	3.34	802	668	573	501	401	334	286	251	223	

Drift reduction:
90/75/50 %



Current list under
www.lechler-agri.com

Each also in association with IDKS-border nozzles identical size.

 **JKI-approval for mixed nozzle equipping**

Find out more on our website.

BCPC
Droplet size classification

- VF Very fine
- F Fine
- M Medium
- C Coarse
- VC Very coarse
- EC Extreme coarse

Classifications are subject to change

- Spray pressure at the nozzle tip (gauged with a diaphragm valve)
- The stated liter-per-hectare rates apply to water.
- Prior to each spraying season, verify the table data by gauging the flow rates.
- Make sure that all nozzles have the same settings.



Recommendation: Best protection of IDKT nozzles through long side walls of MultiCap (see page 106).

Online nozzle calculator



Apple Android

Example of ordering

Type + spray angle	+	int'l nozzle size	+	material	=	order number
IDKT 120°		04		(POM)	=	IDKT 120-04
IDKT 120°		04		C (ceramic)	=	IDKT 120-04 C
MultiCap						
IDKT 120°		04		(POM)	=	MultiCap IDKT 120-04

